Placement - AWR

The Placement screen now has two new views - AWR Role and AWR Linked Placements - providing that for the placement;

- The Company AWR state is either Not Known or AWR Applies, and
- The Temp is not set in Payroll with an AWR Exemption Reason.

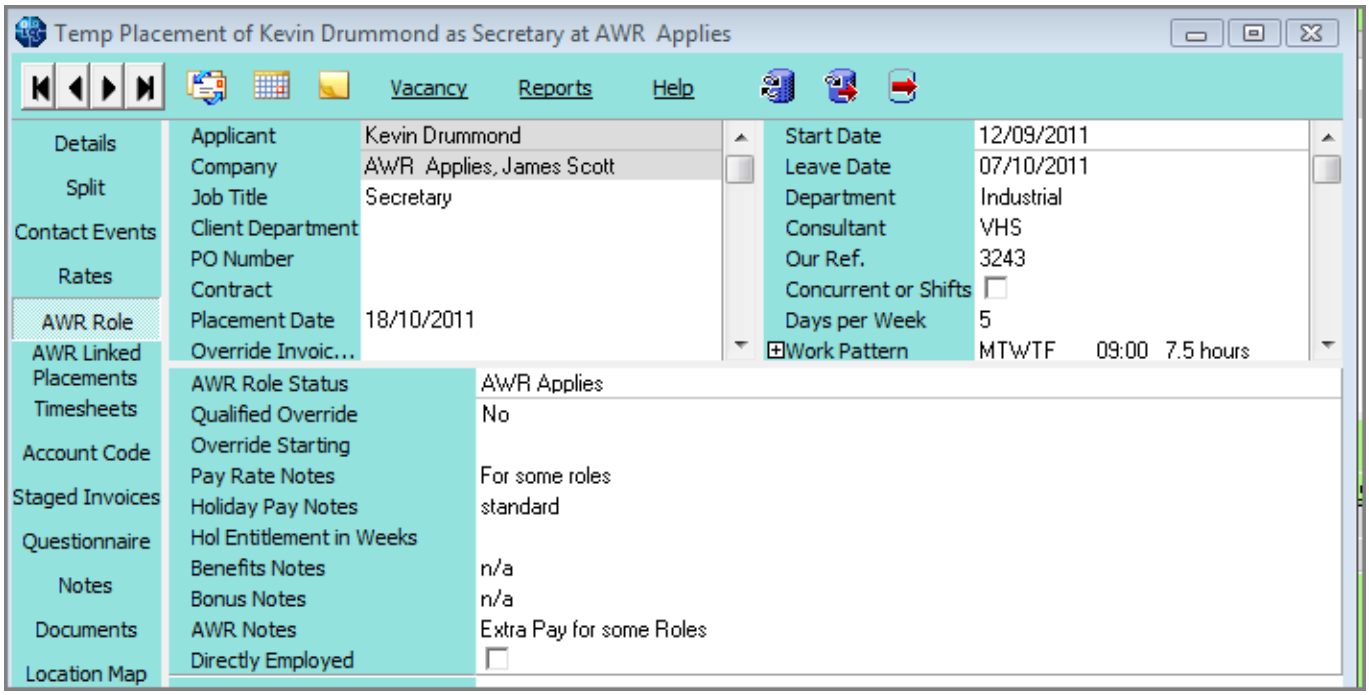

The AWR information is inherited from the Vacancy when the AWR Role is created. If any of the AWR information needs to be changed it must be done on the placement as once the placement is created, changes to the vacancy will not flow through.

If the roles of two or more placements are essentially the same and for the same legal entity the placements will need to be linked.

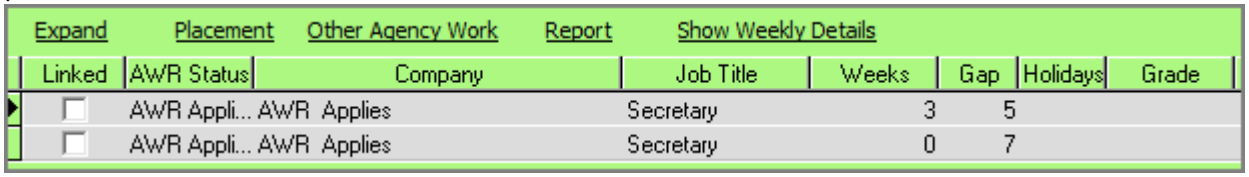

To link them fom the placement, go to the **AWR Linked Placements** view.

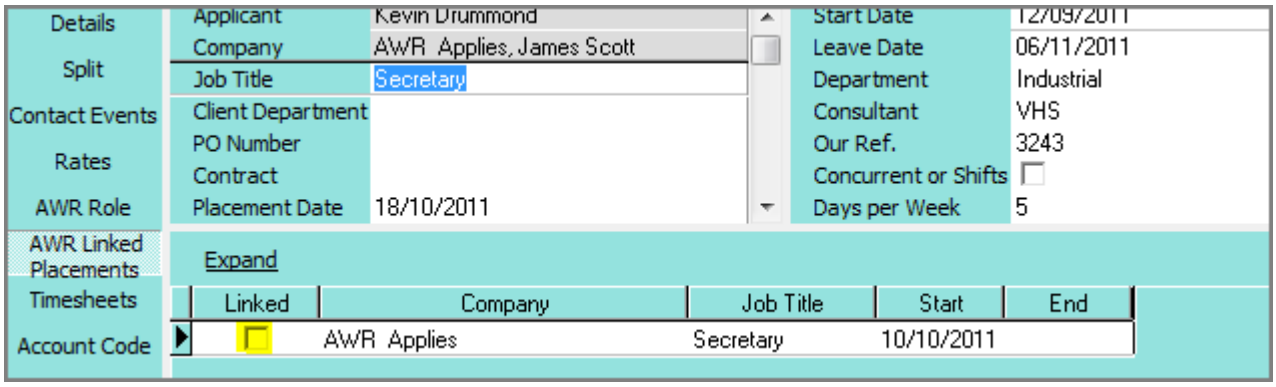

The placement shows you what OTHER placements are available for linking. Tick those that need to be linked to the main (open) placements. *If the Company AWR information is blank, no others will show as available for linking.*

After Save & Refresh, the Person AWR will now show ONE line for the linked roles and a tick in Linked

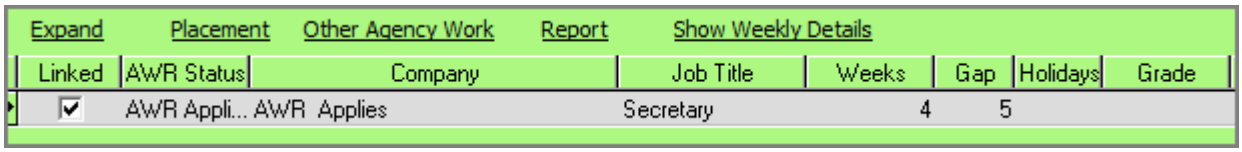

2.21.8+ Where placements already exist and have been linked through an LE Code, the Primary record will be displayed with the Y, those that are linked will be N, making it easier to identify the one they are linked to.

Previously it was difficult to identify the placement that is the master, that links them all together.

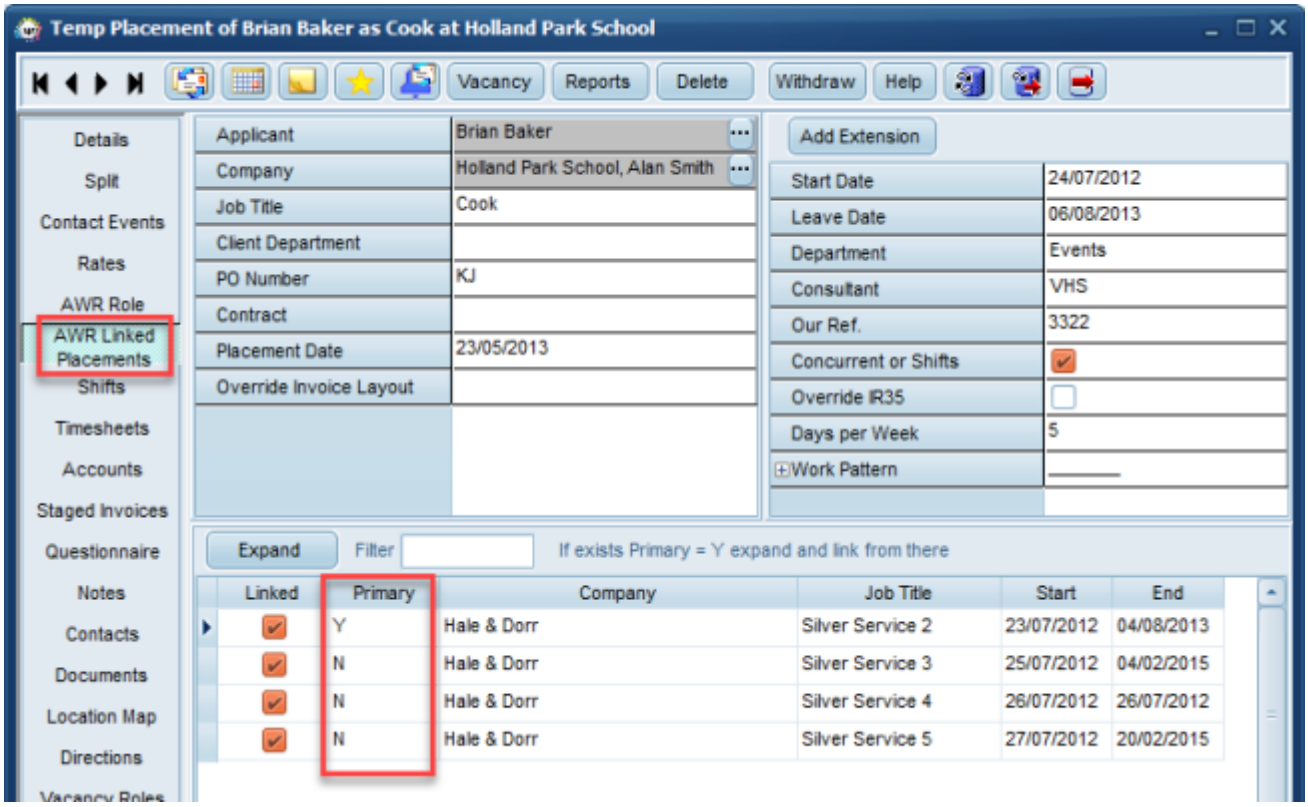

Go to next page AWR Temp Desk

Go to AWR Menu

From:
https://phpddemo.iqxusers.co.uk/iqxhelp/ - **IQX**

Permanent link:
https://phpddemo.iqxusers.co.uk/iqxhelp/doku.php?id=ug13-04

Last update: **2022/06/03 10:03**