Timesheet Query Management

WORK IN PROGRESS

~~ ~~

New field 'Code' used to filter Timesheet Query Reasons

(2.15.11+)

A new field has been added allowing control over the choice of reasons available to a user when querying a provisional timesheet. Querying a provisional timesheet will allow the timesheet to be referred back for corrections or further approval.

To access this feature: Maintenance – Temp Setup – TS Query Reasons – Insert selected query codes. (alphanumeric works best).

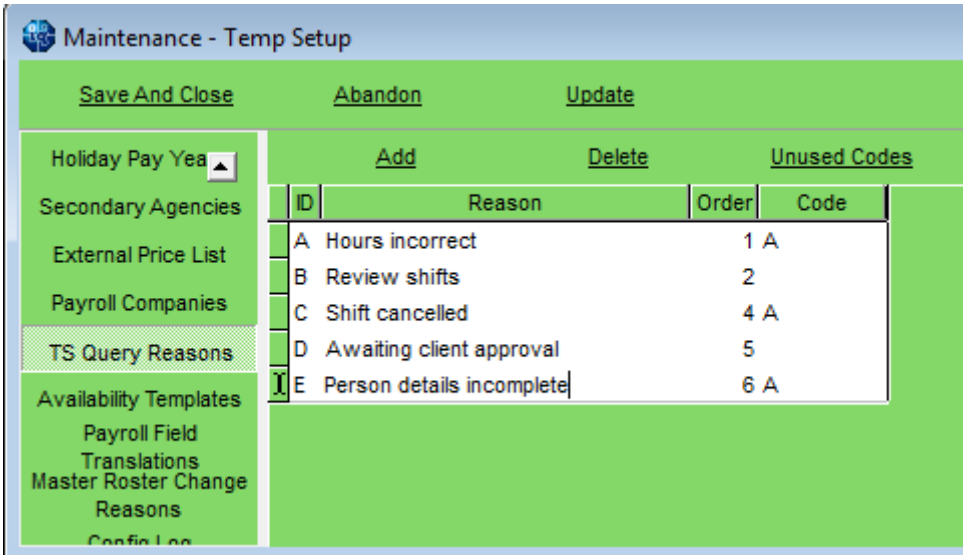

Maintenance – Users – Select User – Insert User's TS Query code.

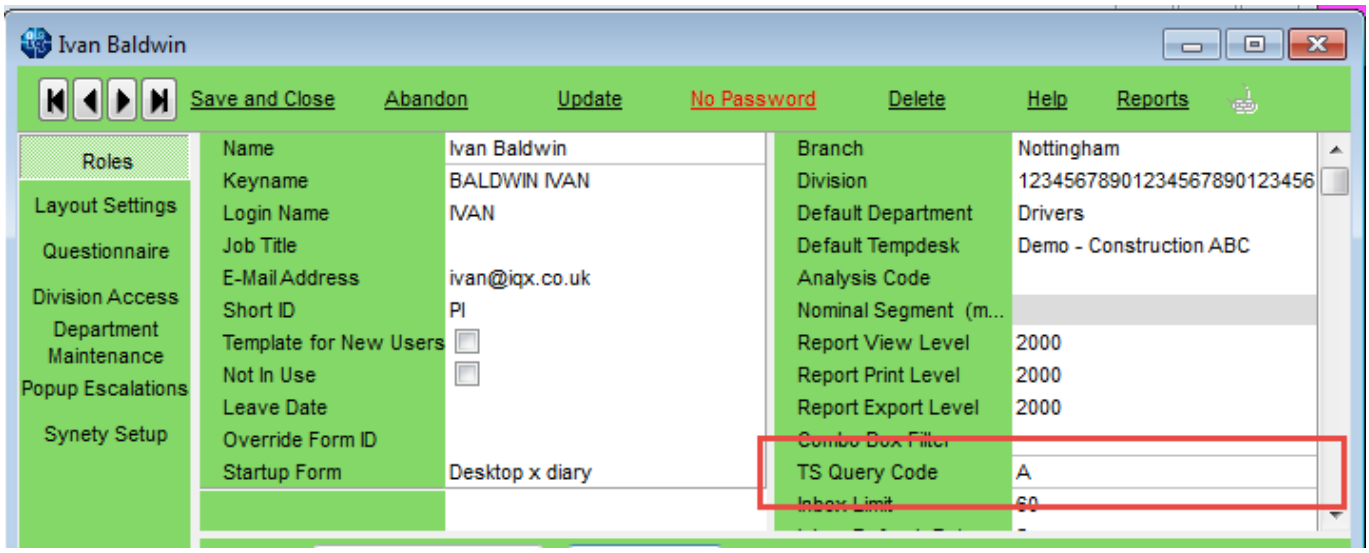

Note if the query codes are left blank both in Temp Desk setup and in the user record the user will have access to all TS Query Codes.

To set up the TS Query Log – Maintenance – General Settings – Temps – No 530 - Y.

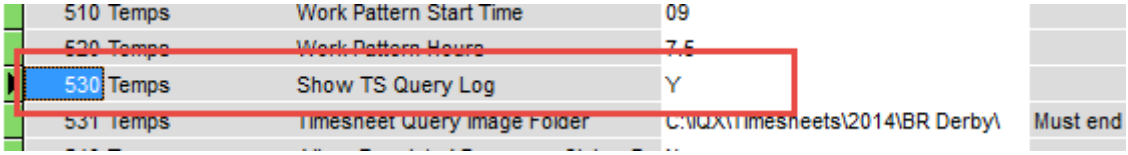

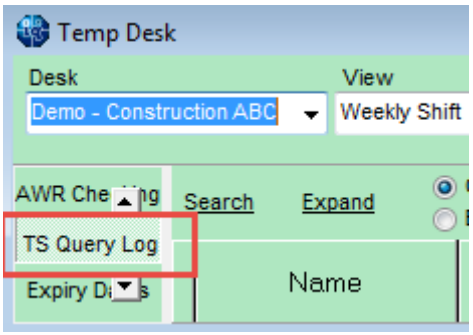

From:
https://phpddemo.iqxusers.co.uk/iqxhelp/ - **IQX**

Permanent link:
https://phpddemo.iqxusers.co.uk/iqxhelp/doku.php?id=tsquery&rev=1555325563

Last update: **2019/04/15 10:52**